



Ripon Police Department

Annual Report

2003

Ripon Police Department

Annual Report 2003

Table of Contents

| <u>Page Title</u> | <u>Page Number</u> |
|---|--------------------|
| Letter from Chief of Police..... | 3 |
| City Council Annual Report..... | 4 |
| Table 1: Index offenses Reported, 2002-2003..... | 5 |
| Chart: Index Crimes, City of Ripon, 1994-2003 | 6 |
| Chart: City of Ripon Police Calls for Service, 1998-2003..... | 7 |
| Chart: City of Ripon Police Department, Violent Crime, 1996-2003..... | 8 |
| Chart: Ripon PD Juvenile Arrests – 2003..... | 9 |
| Chart: Ripon PD Adult Arrests – 2003..... | 10 |
| Chart: Ripon PD Traffic Citations issued – 2002-2003..... | 11 |
| Chart: Ripon PD Ordinance Citations 2002-2003..... | 12 |



**TO: Mayor Kramer, City Council, City Administrator Barg
Police Commission Members, News Media**

FROM: Dave Lukoski, Chief of Police

SUBJECT: 2003 Annual Report of The Ripon Police Department

DATE: 2-1-2004

The purpose of this document is to report on our department's activities for 2003. It should provide the reader with some snapshots of the overall crime situation in the City of Ripon, as well as highlight some of our programs and crime prevention activities the department has taken to ensure safety and security in Ripon.

I would like to thank all of you for the outstanding cooperation and assistance during the last year. All of the Employees of the Ripon Police Department have done an excellent job of providing quality law enforcement services to the Residents of the City of Ripon this past year. The community itself deserves credit for working successfully with the Department in providing information regarding illegal activity in the City of Ripon.

For the first time in many years our department experienced turnover in its personnel roster. We also had several officers who were out long term with surgeries and duty related injuries and the absences of these individuals caused our numbers of personnel to be reduced to 11 sworn officers at one point during the year. The department also had Officer Gary Failor retire from the department at the end of October. Officer Jeff Barber resigned during the late summer of 2003 as well. All personnel worked diligently to cover the absences of employees and our service level suffered little as a result.

As always I welcome your comments or questions on this report or of any other concern with the Ripon Police Department. I can be contacted at (920) 748-5243 or via email at dlukoski@cityofripon.com.

Respectfully submitted,

Dave Lukoski, Chief of Police

City of Ripon Police Department

Annual Report

TO: Mayor Aaron Kramer, City Administrator Barg, City Council Members and
the Police & Fire Commission
FROM: Chief Dave Lukoski, Ripon Police Department
DATE: **January 20, 2004**

2003 Enforcement Activities

| | | |
|-------------------------------|---------------------|----------------|
| Traffic Citations | | TOTAL 847 |
| Speeding Citations | 305 | |
| OMVWI Citations | 61 | |
| DL License Violations | 198 | |
| Seatbelt Violations | 50 | |
| Other Traffic Charges | 233 | |
| Warnings | | TOTAL 2286 |
| Municipal Ordinance Citations | | TOTAL 353 |
| Alcohol Citations | 107 | |
| Tobacco Violations | 16 | |
| Disorderly Conduct | 76 | |
| Other Municipal Charges | 154 | |
| Misdemeanor/Felony Arrests | | TOTAL 473 |
| UCR Part I Cases Reported | | TOTAL 192 |
| UCR Part I Cases Cleared (%) | | TOTAL 52 (27%) |
| Property Value Stolen | = \$126,013 | |
| Property Value Recovered | = \$ 27,097 (21.5%) | |

City of Ripon
Table 1: Index Offenses Reported, 2002 - 2003

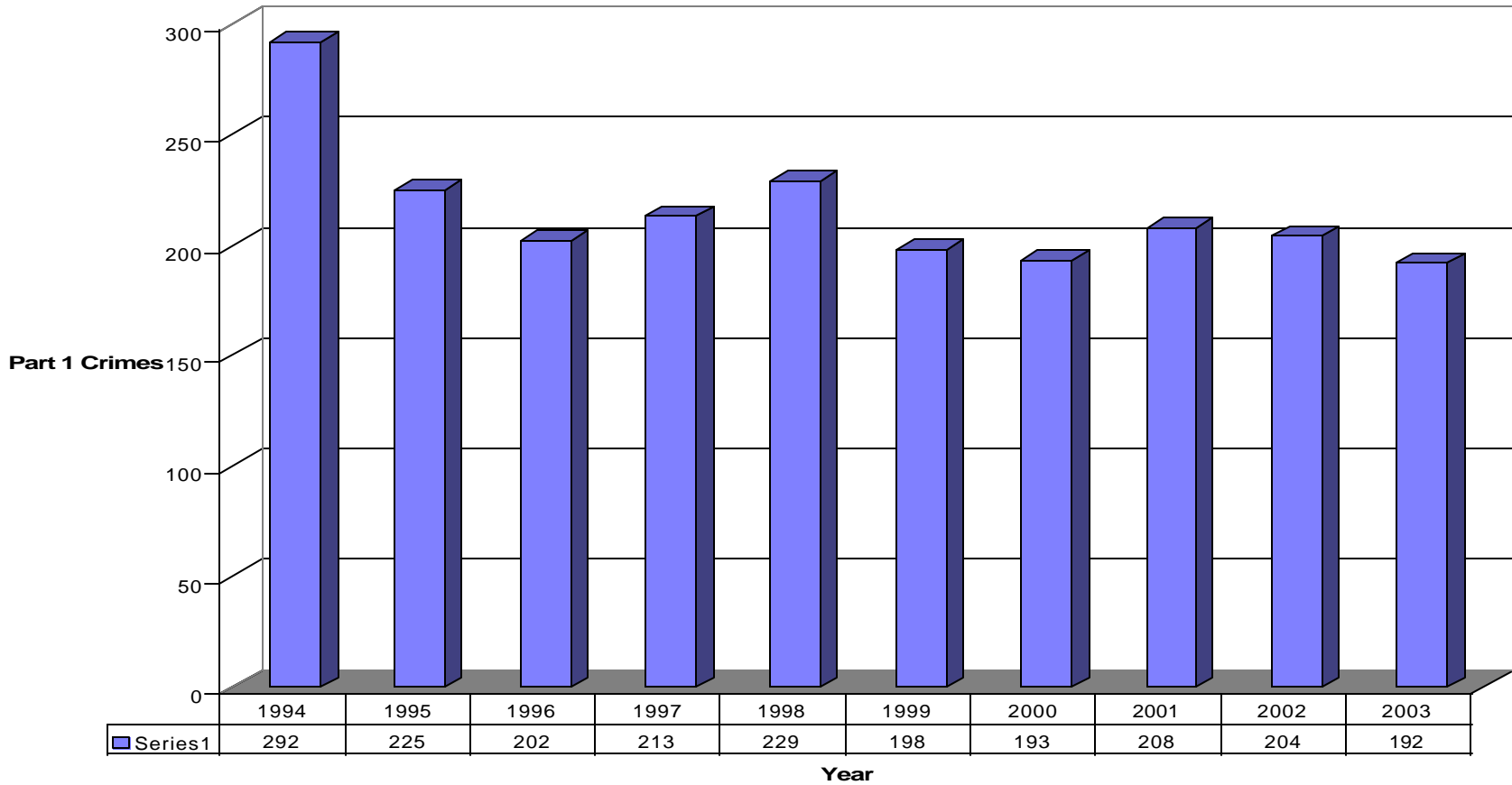
| <u>Offense Category</u> | <u>2002</u> | <u>2003</u> | <u>Percent Change</u> |
|------------------------------|-------------|-------------|-----------------------|
| <i>VIOLENT CRIME</i> | 8 | 4 | -50 |
| Murder | 0 | 0 | |
| Forcible Rape | 4 | 4 | No Change |
| Robbery | 0 | 0 | |
| Aggravated Assault | 4 | 0 | -100 |
| <i>PROPERTY CRIME</i> | 196 | 188 | -4.1 |
| Burglary | 18 | 26 | 44.4 |
| Theft | 174 | 155 | -11.0 |
| Motor Vehicle Theft | 4 | 7 | 75.0 |
| Arson | 0 | 0 | |
| Total Crime | 204 | 192 | -5.9% |

Total Index Crime decreased by almost six percent from 2002 to 2003, largely due to a decrease in property crimes.

The overall 2003 Crime rate for Ripon was 2,513 Index crimes per 100,000 residents. This crime rate is a is slightly less than our 2,670 crimes per 100,000 in 2002, and it is much less than the estimated 3,600 rate in 2003 for all Wisconsin Police Departments between 5,000 and 10,000 residents.

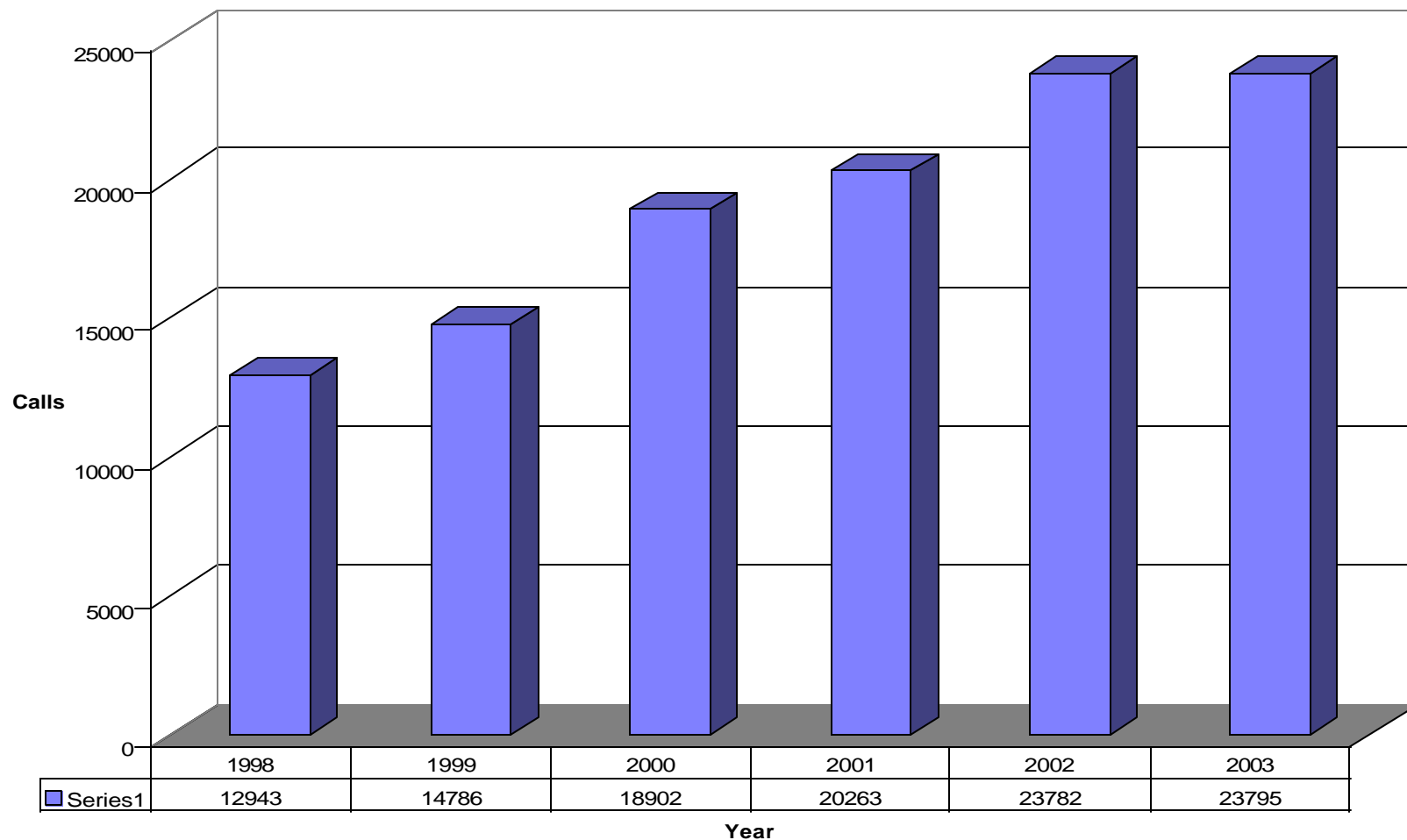
Our overall clearance rate during 2003 was 27 percent (52 out of 192 cleared). This is a decrease over 2002 in that the clearance rate in that year was 29 percent. It is higher than the estimated 2002 statewide clearance rate of 25%.

Index Crimes, City of Ripon, 1994-2003



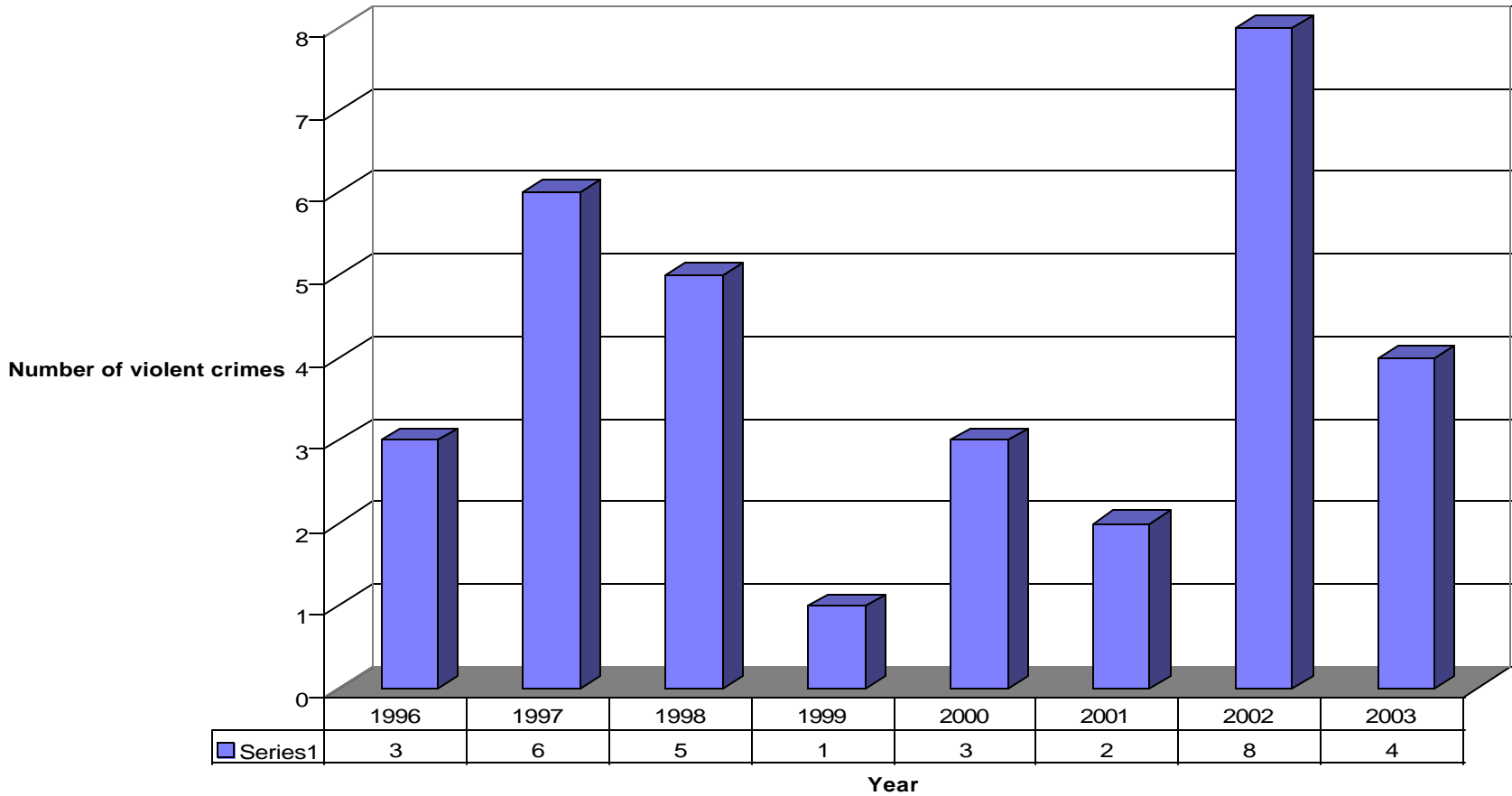
Total Index crimes reported to the City of Ripon Police Department decreased from 292 to 192 in 2003, a 34% decrease. In 2003 index crimes reported to the Police Department decreased by 12 as compared to 2002 or a 5.9% decrease in Part 1 Crimes. The Total value of property stolen was \$126,013 in 2003 and \$27,097 or 21.5% was recovered in 2003. In 2002 \$82,171 in total property value was stolen in the City of Ripon and \$7,899 was recovered.

City of Ripon Police Calls for Service, 1998-2003



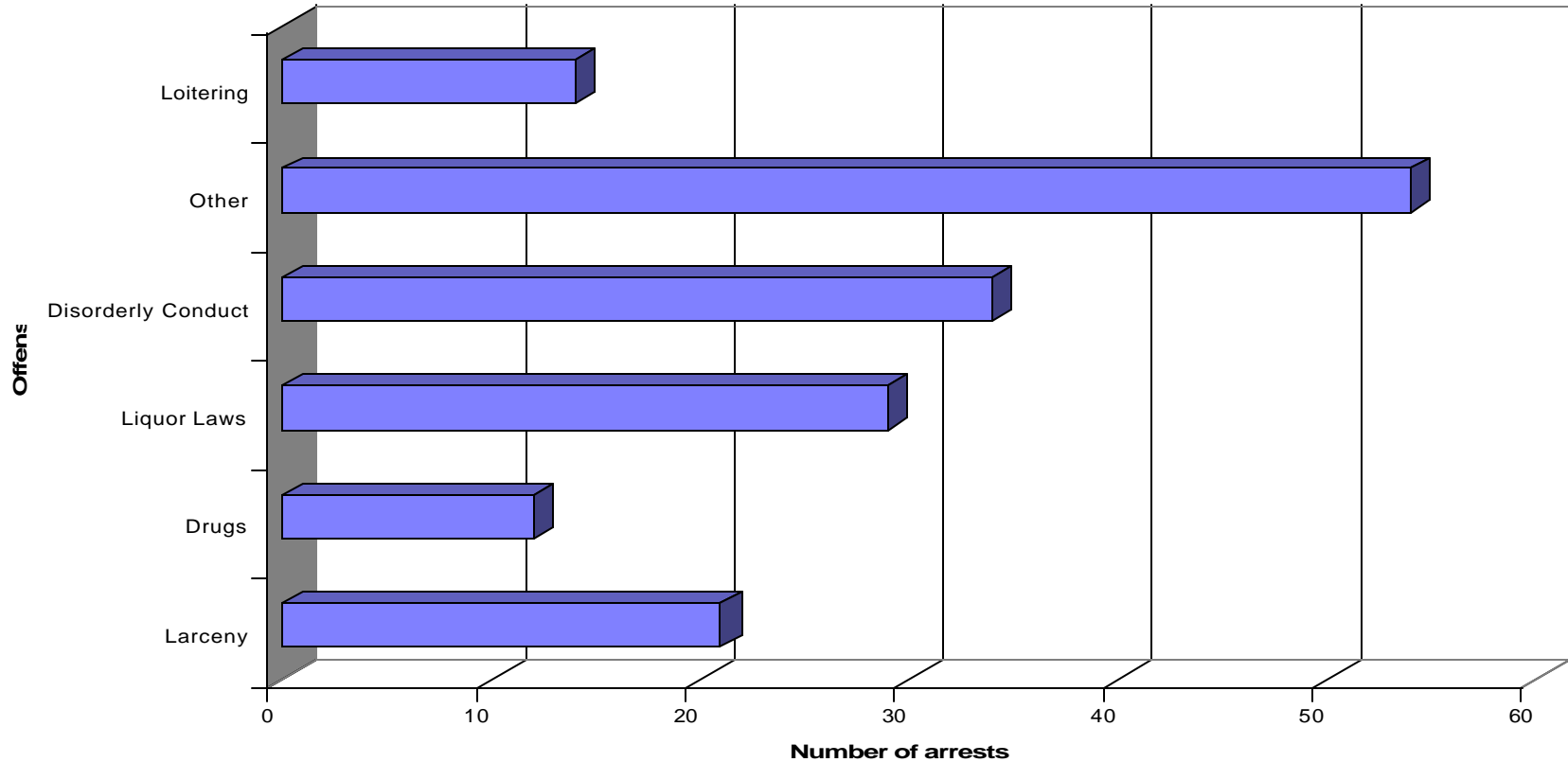
Calls for service have increased 107% since we started utilizing Computer Aided Dispatch with the Fond du Lac County System. Some of this increase can be attributed to better utilization of the law enforcement software to document what the officers and civilian employees of the department do on a daily basis. Also, after 9-11-2001 the department has been performing homeland security type functions that are documented on a daily basis.

City of Ripon Police Department, Violent Crime, 1996-2003



Violent Crimes against persons decreased to 4 from a total of 8 in 2002, a significant decrease. Our 4 violent crimes were four forcible rapes that occurred in 2003.

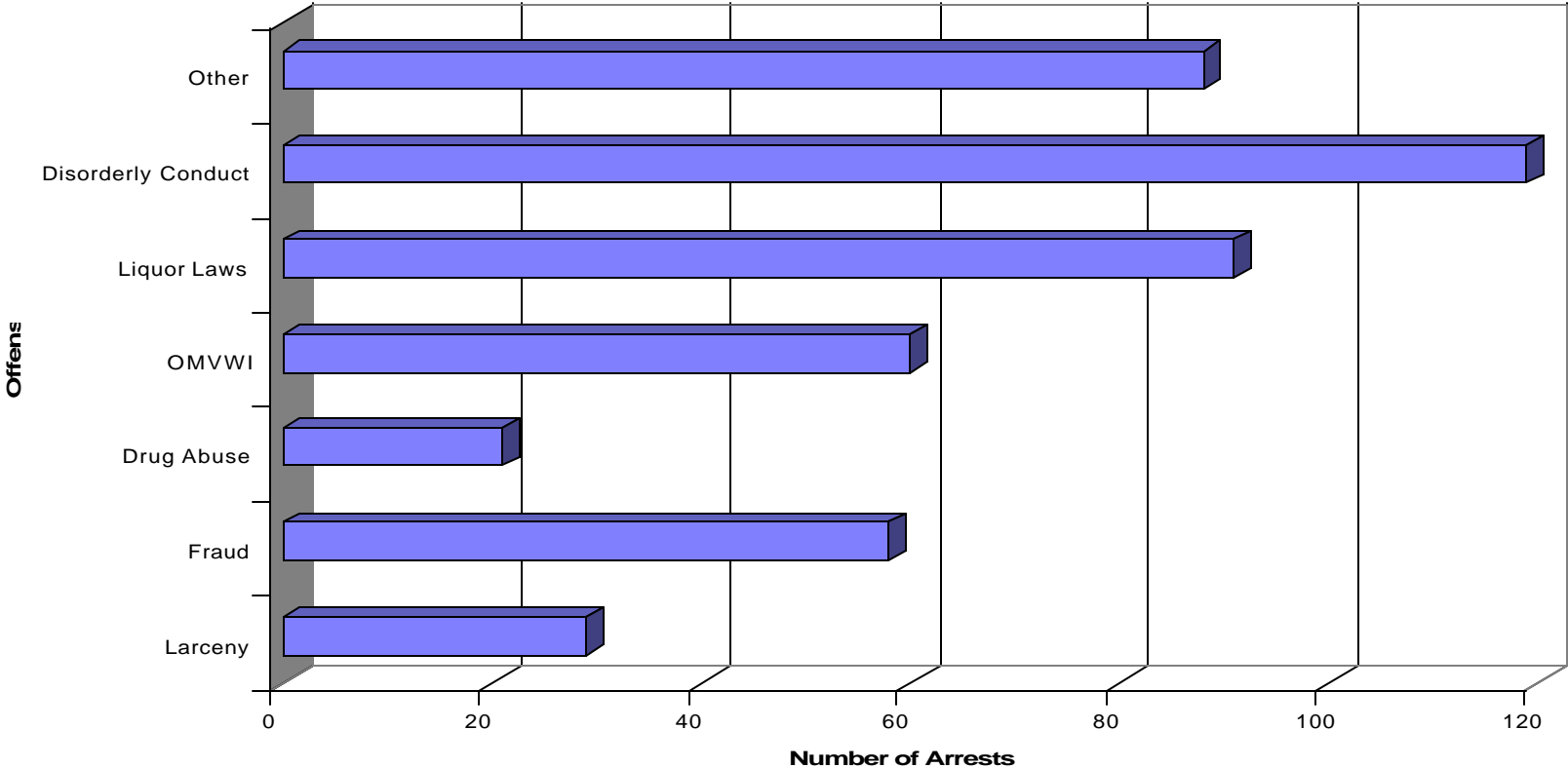
Ripon PD - Juvenile Arrests -2003



| | Larceny | Drugs | Liquor Laws | Disorderly Conduct | Other | Loitering |
|---------|---------|-------|-------------|--------------------|-------|-----------|
| Series1 | 21 | 12 | 29 | 34 | 54 | 14 |

Juvenile arrests increased in 2003 to 201 arrests compared to 169 in 2002, a 19% increase. The increases were in arrests for theft (18 to 21), drug offenses (11 to 12), other cases (24 to 54). Disorderly conduct cases decreased (55 to 34).

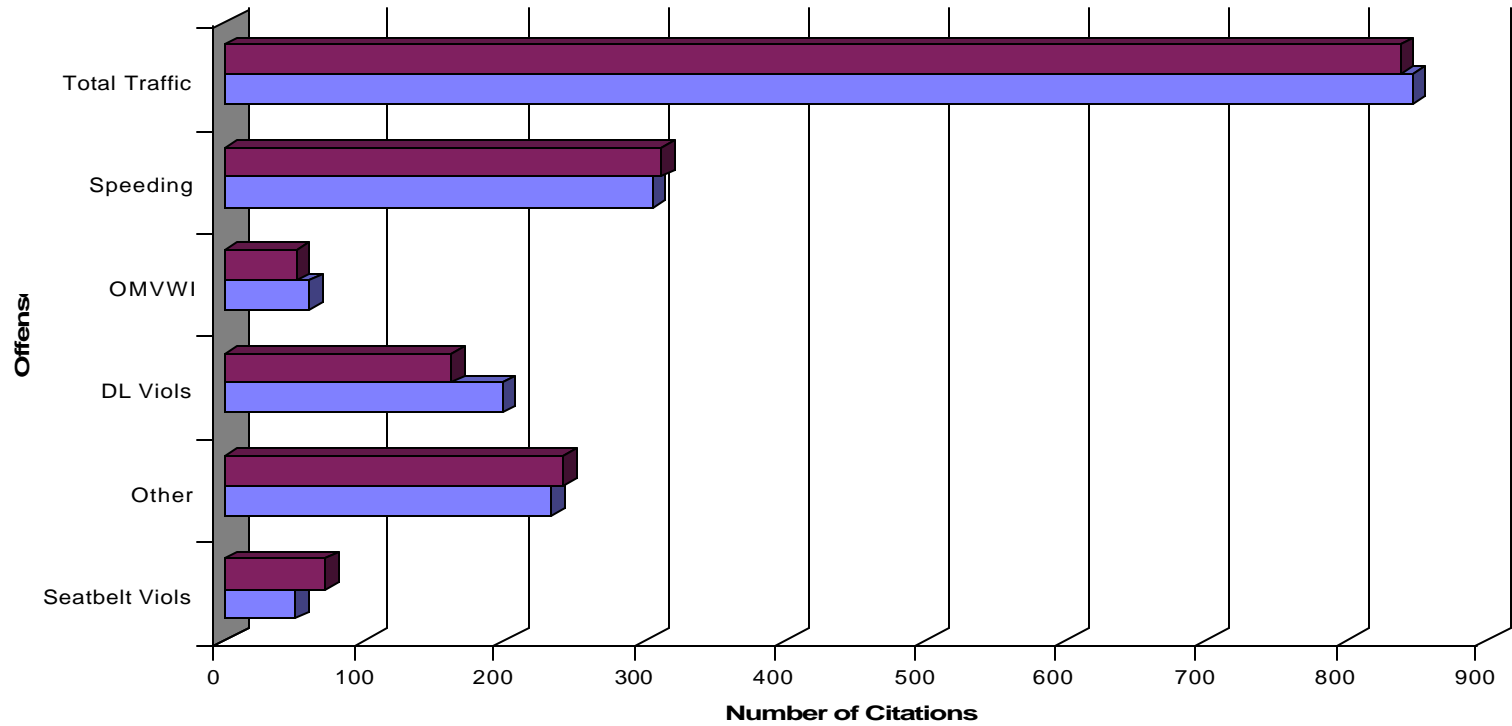
Ripon PD - Adult Arrests - 2003



| | Larceny | Fraud | Drug Abuse | OMVWI | Liquor Laws | Disorderly Conduct | Other |
|---------|---------|-------|------------|-------|-------------|--------------------|-------|
| Series1 | 29 | 58 | 21 | 60 | 91 | 119 | 88 |

Adult arrests increased in 2003 as well. There were 551 adult arrests in 2003 compared to 540 in 2002, a 2% increase.

Traffic Citations, Ripon PD, 2002-03

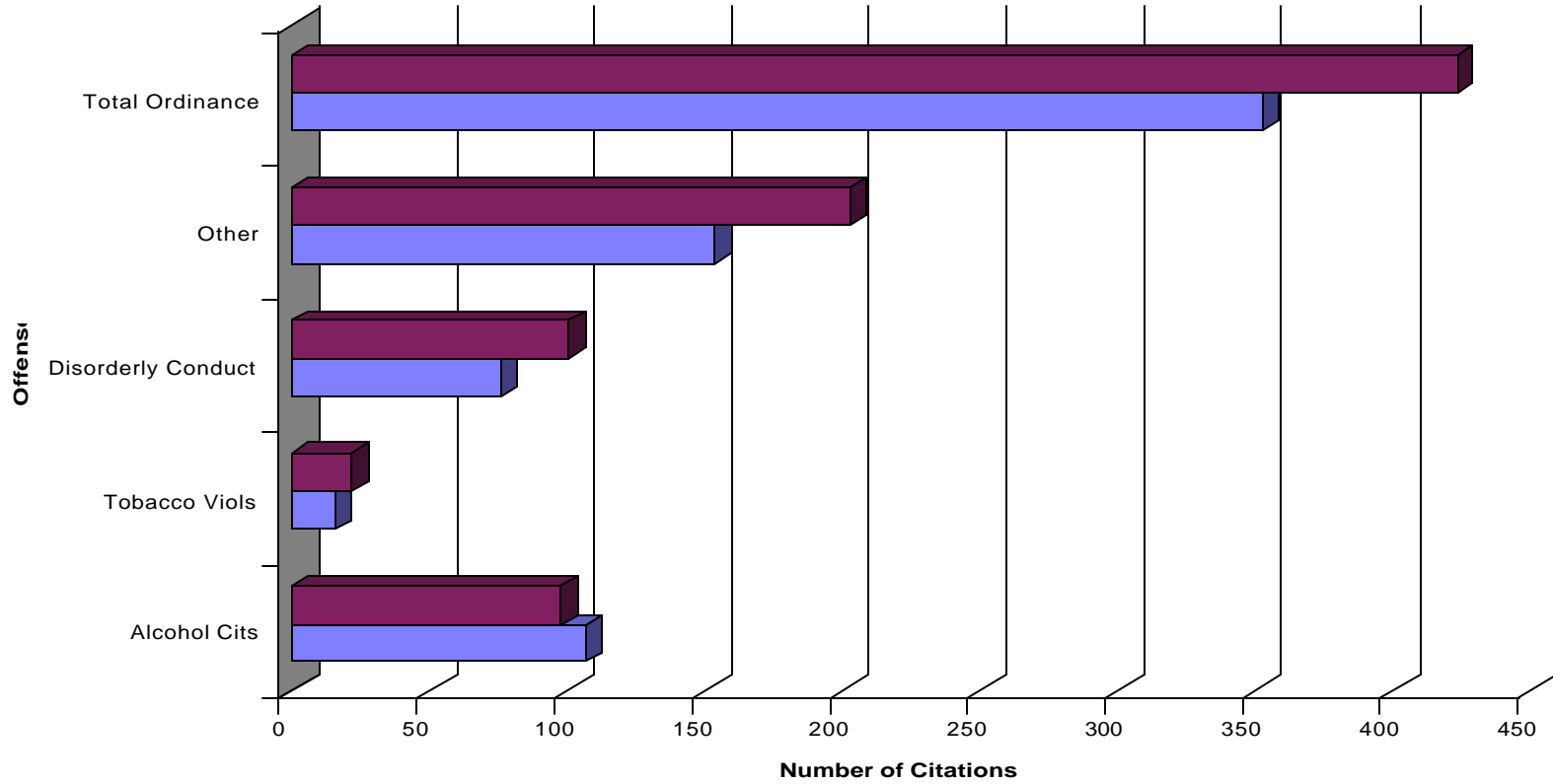


| | Seatbelt Viols | Other | DL Viols | OMVWI | Speeding | Total Traffic |
|------|----------------|-------|----------|-------|----------|---------------|
| 2002 | 72 | 242 | 162 | 52 | 311 | 839 |
| 2003 | 50 | 233 | 198 | 61 | 305 | 847 |

2003 2002

Traffic arrests increased by 8 in 2003 over 2002, a slight 1% increase over 2002. Increases were seen in Driver’s License violations and Operating a Motor vehicle while intoxicated.

Ripon Police Department Ordinance Citations, 2002-03



| | Alcohol Cits | Tobacco Viols | Disorderly Conduct | Other | Total Ordinance |
|------|--------------|---------------|--------------------|-------|-----------------|
| 2002 | 98 | 22 | 101 | 203 | 424 |
| 2003 | 107 | 16 | 76 | 154 | 353 |

2003 2002

There was a significant decrease in City Ordinance Violation Citations issued in 2003. Ordinance citations decreased by 17% over 2002 statistics. Disorderly conduct citations decreased as well as other citations. Alcohol citations issued showed a slight increase.