



Ripon Police Department

Annual Report

2004

Ripon Police Department

Annual Report 2004

Table of Contents

<u>Page Title</u>	<u>Page Number</u>
Letter from Chief of Police.....	3
City Council Annual Report.....	4
Table 1: Index offenses Reported, 2003-2004.....	5
Chart: Index Crimes, City of Ripon, 1995-2004	6
Chart: City of Ripon Police Calls for Service, 1999-2004.....	7
Chart: City of Ripon Police Department, Violent Crime, 1997-2004.....	8
Chart: Ripon PD Juvenile Arrests – 2004.....	9
Chart: Ripon PD Adult Arrests – 2004.....	10
Chart: Ripon PD Traffic Citations issued – 2003-2004.....	11
Chart: Ripon PD Ordinance Citations 2003-2004.....	12



TO: Mayor Kramer, City Council, City Administrator Barg
Police Commission Members, News Media
FROM: Dave Lukoski, Chief of Police
SUBJECT: 2004 Annual Report of the Ripon Police Department
DATE: 2-1-2005

The purpose of this document is to report on our department's activities for 2004. It should provide the reader with some snapshots of the overall crime situation in the City of Ripon, as well as highlight some of our programs and crime prevention activities the department has taken to ensure safety and security in Ripon.

I would like to thank all of you for the outstanding cooperation and assistance during the last year. All of the Employees of the Ripon Police Department have done an excellent job of providing quality law enforcement services to the Residents of the City of Ripon this past year. The community itself deserves credit for working successfully with the Department in providing information regarding illegal activity in the City of Ripon.

For the second time in as many years our department experienced turnover in its personnel roster. The department had Officer Rick Butz retire from the department at the end of February. Officers Greg Kaepernick and Officer Lindsey Gorske were added to the Department in 2004 and have made outstanding progress and have become real assets to the department.

As always I welcome your comments or questions on this report or of any other concern with the Ripon Police Department. I can be contacted at (920) 748-5243 or via email at dlukoski@cityofripon.com.

Respectfully submitted,

Dave Lukoski, Chief of Police

City of Ripon Police Department

Annual Report

**TO: Mayor Aaron Kramer, City Administrator Barg, City Council
Members and the Police Commission**
FROM: Chief Dave Lukoski, Ripon Police Department
DATE: January 20, 2005

2004 Enforcement Activities

Traffic Citations		TOTAL 1097
Speeding Citations	276	
OMVWI Citations	74	
DL License Violations	244	
Seatbelt Violation	139	
Other Traffic Charges	364	
Warnings		TOTAL 2905
M/V Equipment Repair Notices	687	
Municipal Ordinance Citations		TOTAL 495
Alcohol Citations	126	
Tobacco Violations	67	
Disorderly Conduct	156	
Other Municipal Charges	146	
Uniform Crime Report Arrests	723	
Uniform Crime Report Part I Cases Reported	192	
Uniform Crime Report Part I Cases Cleared (%)	51 (26.6%)	
Property Value Stolen in City	=	\$113,544
Property Value Recovered in City	=	\$ 33,265 (29.3%)
Motor Vehicle Accidents in City	=	169
Motor Vehicle Accident Injuries	=	6

City of Ripon
Table 1: Index Offenses Reported, 2003 - 2004

<u>Offense Category</u>	<u>2003</u>	<u>2004</u>	<u>Percent Change</u>
<i>VIOLENT CRIME</i>	<i>4</i>	<i>6</i>	<i>50</i>
Murder	0	0	
Forcible Rape	4	1	-75
Robbery	0	0	
Aggravated Assault	0	5	**
<i>PROPERTY CRIME</i>	<i>188</i>	<i>186</i>	<i>-1.1</i>
Burglary	26	23	-11.5
Theft	155	158	1.9
Motor Vehicle Theft	7	5	-28.6
Arson	0	0	
Total Crime	192	192	0%

Total Index Crime remained the same at 192 crimes, the same number of crimes as were reported in 2003.

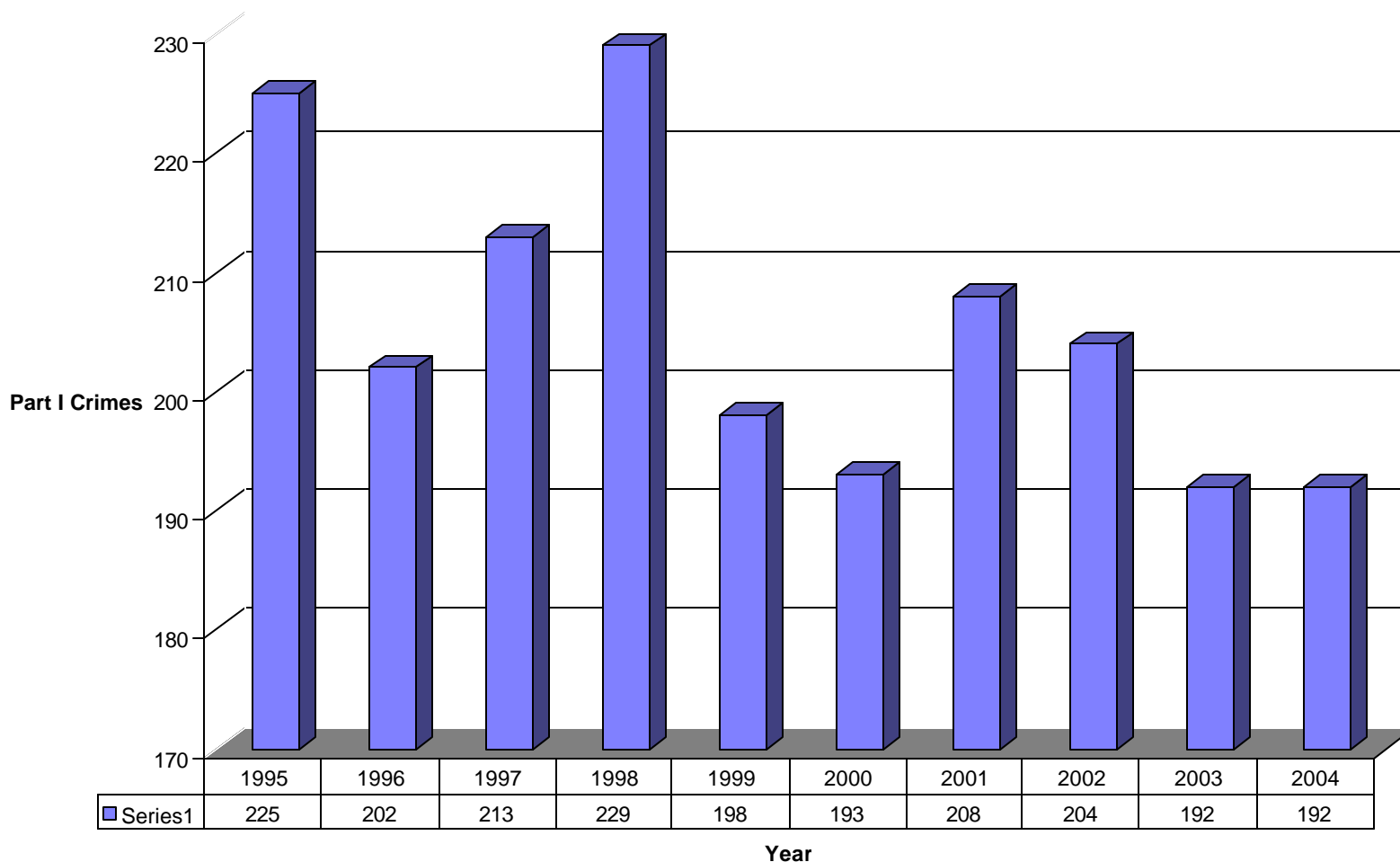
The overall 2004 Crime rate for Ripon was 2,513 Index crimes per 100,000 residents. This crime rate is the same as our 2,513 crimes per 100,000 in 2003, and it is 18% less than the estimated 3,074 rate in 2004 for all Wisconsin Police Departments between 5,000 and 10,000 residents.

Some Crime Rate statistics from area and similarly sized cities (2003) are:

<i>Berlin</i>	<i>3,797</i>	<i>Clintonville</i>	<i>4,408</i>
<i>Fond du Lac</i>	<i>3,218</i>	<i>New London</i>	<i>3,308</i>
<i>Oshkosh</i>	<i>3,750</i>	<i>Waupun</i>	<i>2,219</i>

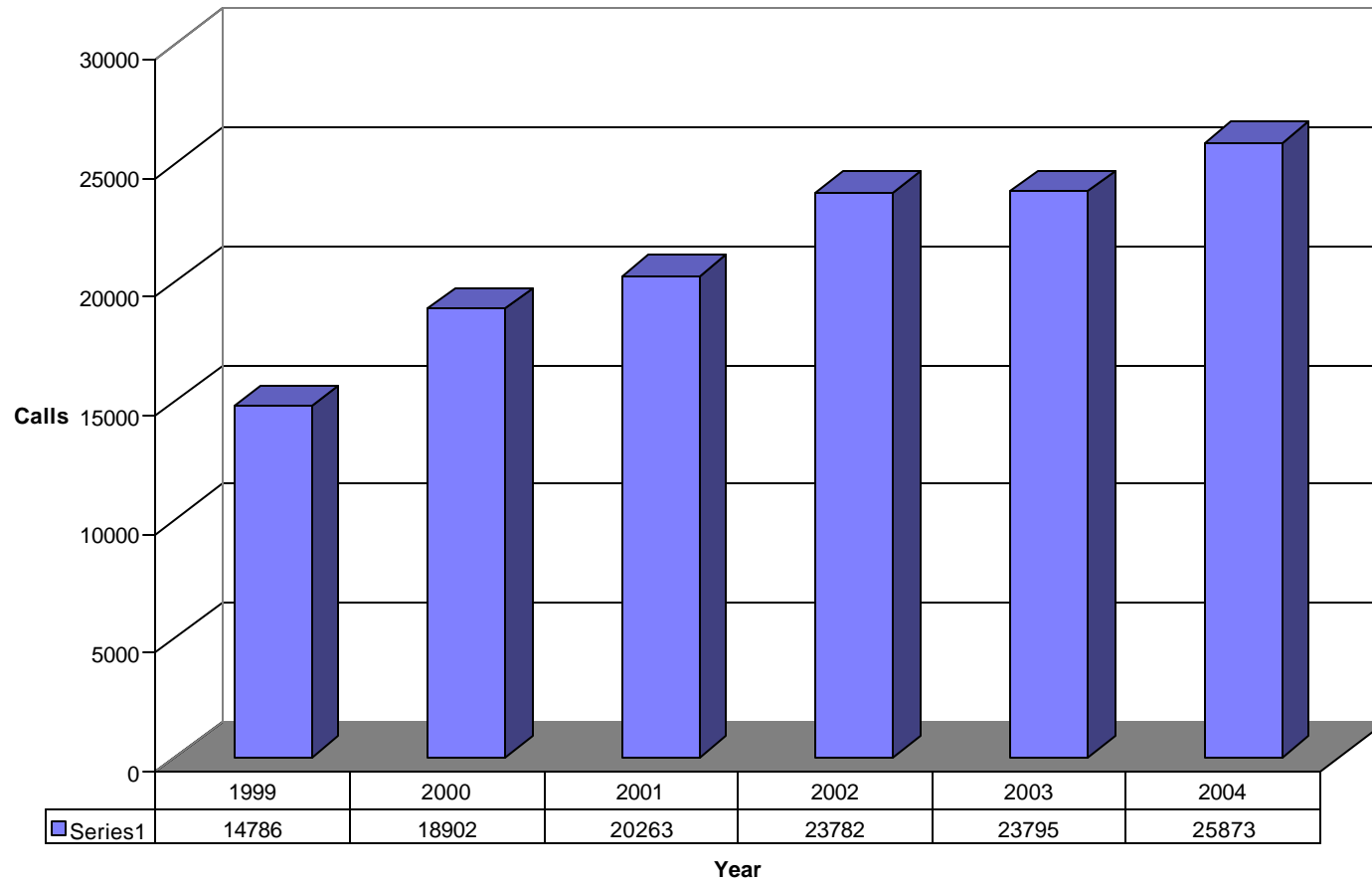
Our overall clearance rate during 2004 was 26.6 percent (51 out of 192 cleared). **This is a decrease of one case clearance over 2003. Our case clearance rate is higher than the estimated 2003 statewide clearance rate of 25%.**

UCR Part I Crimes, Ripon PD, 1995-2004



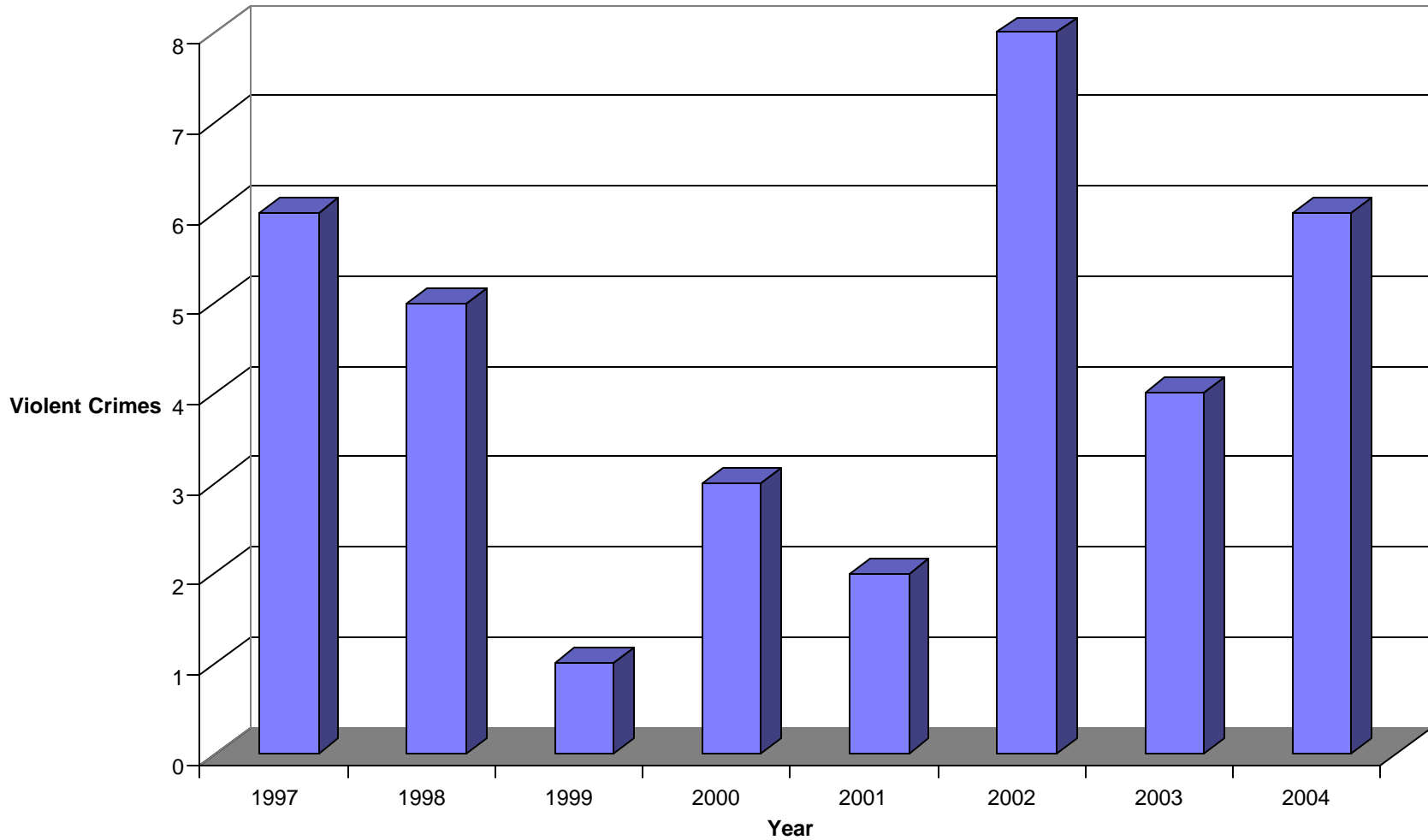
Total UCR Part I Crimes reported to the Ripon Police Department remained at 192 for the second consecutive year. In 1995 225 Part I Crimes were reported to the department. This represents a decline of 14.6% when 2004 is compared to 1995. The total value of property stolen was \$113,544 in 2004 and \$33,265 or 29.3% was recovered in 2004. In 2003 \$126,013 in total property value stolen was reported while \$27,097 was recovered. Property stolen in 2004 decreased by 10% over 2003 statistics while property recovered increased 23%.

Ripon Police Department, Calls for Service, 1999-2004



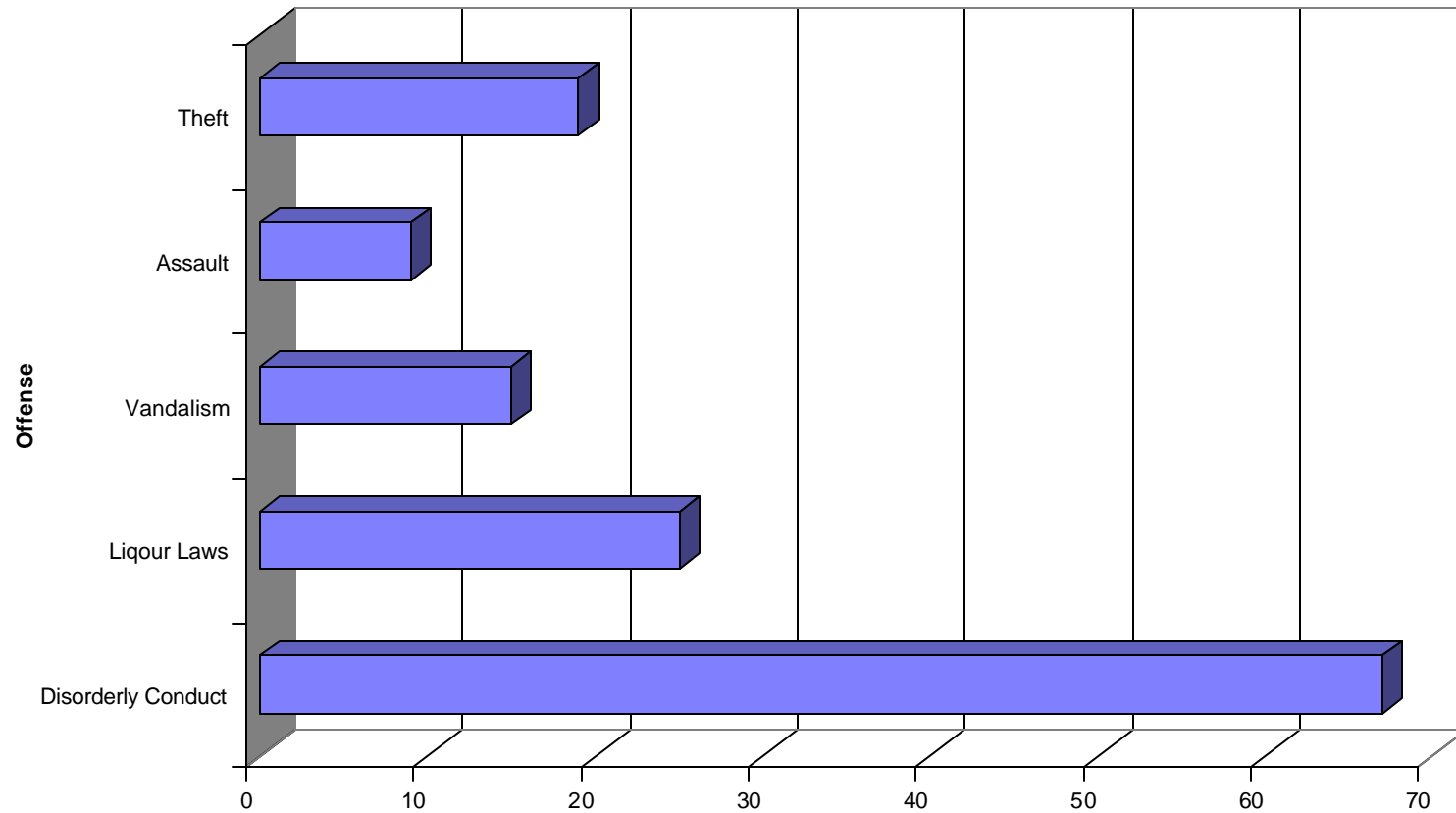
Calls for service have increased 9% over 2003 Calls for service. Some of this increase can be attributed to better utilization of the law enforcement software to document what the officers and civilian employees of the department do on a daily basis. Also, after 9-11-2001 the department has been performing homeland security type functions that are documented on a daily basis.

Ripon Police Department Violent Crime, 1997-2004



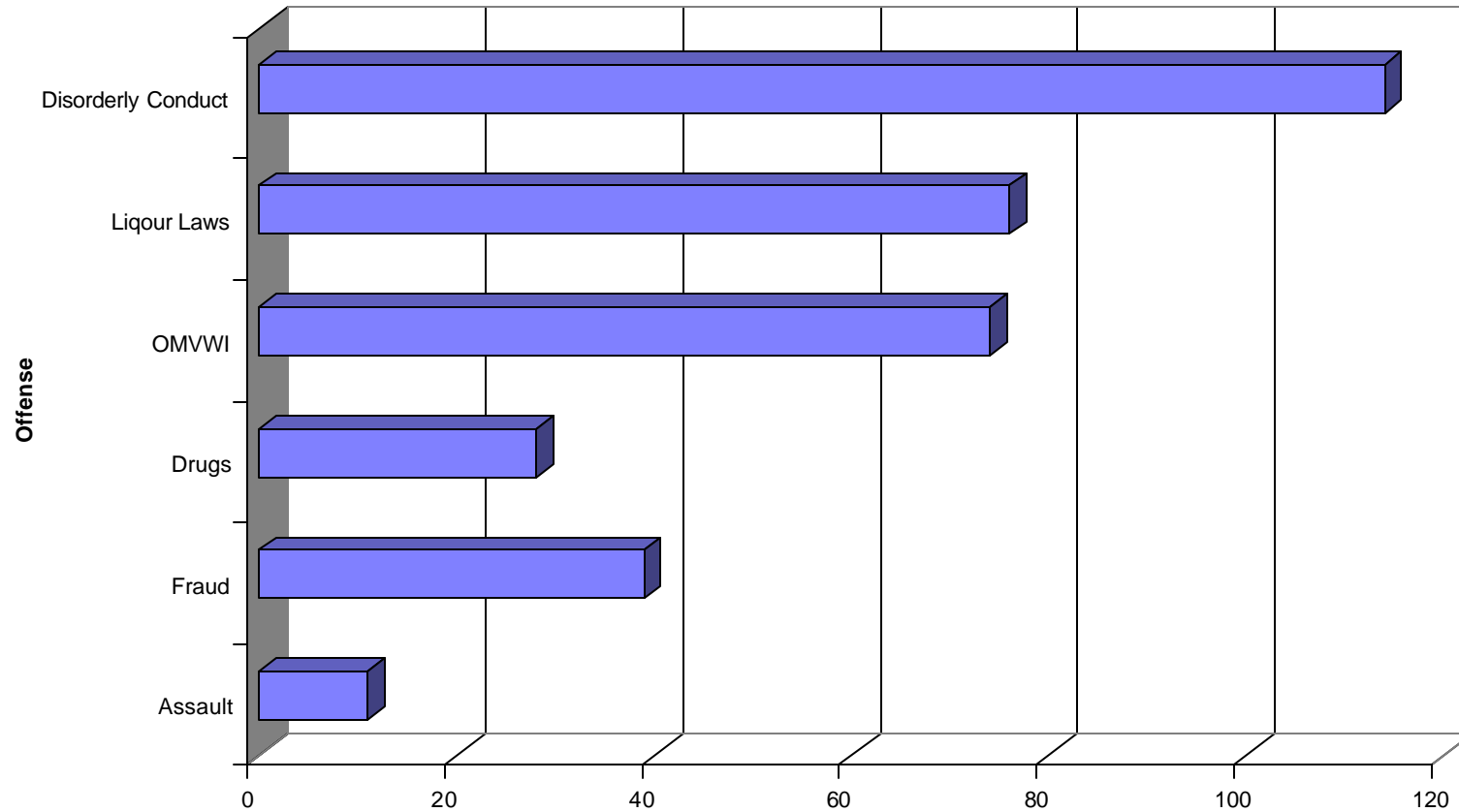
Violent Crimes against persons increased to 6 from a total of 4 in 2003. Our 6 violent crimes were one forcible rape and five aggravated assaults that occurred in 2004.

Ripon PD Juvenile Arrests, 2004



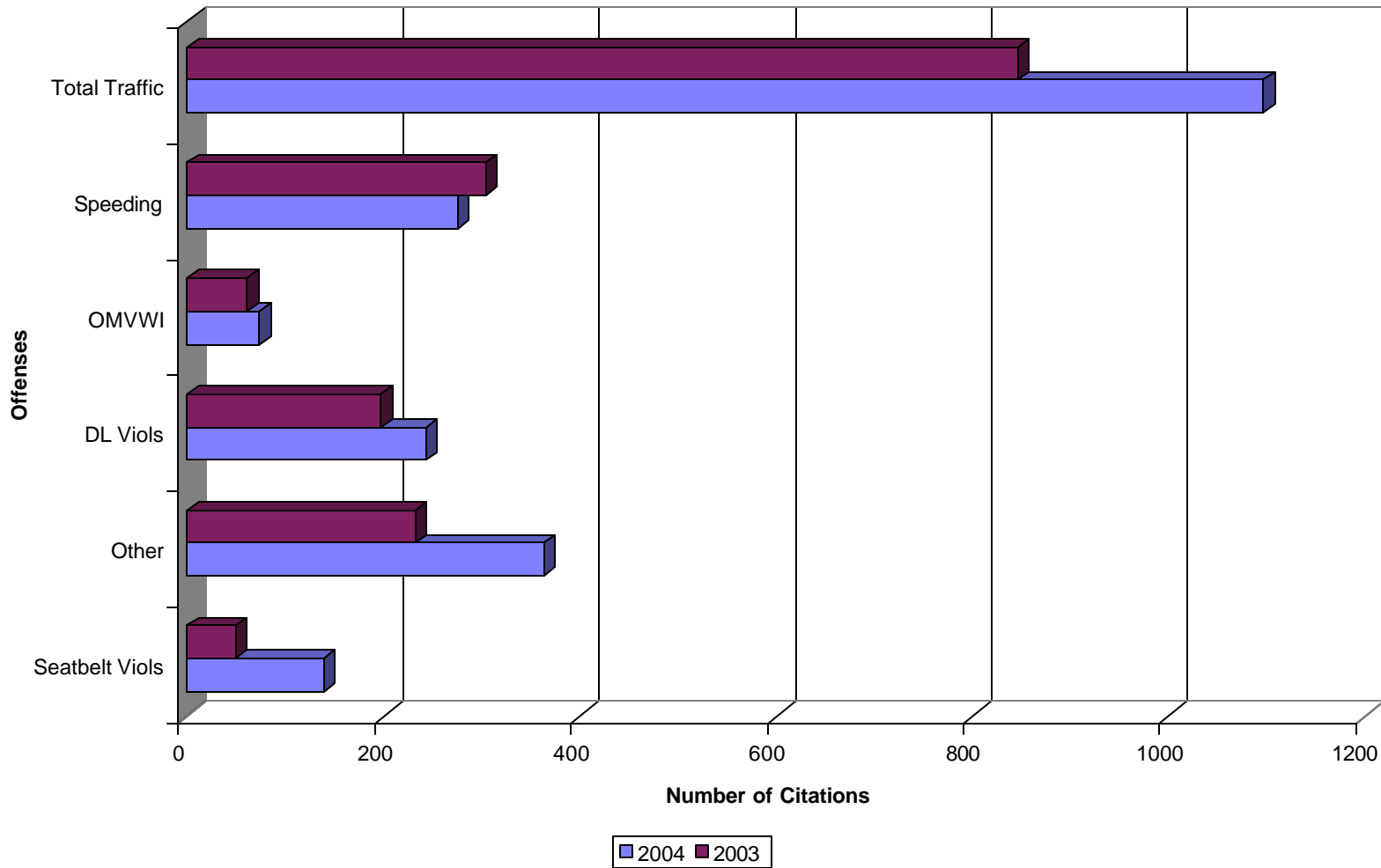
Juvenile arrests increased in 2004 to 254 arrests compared to 201 in 2002, a 26% increase. The increases were in arrests for theft (21 to 22), drug offenses (12 to 28), Disorderly conduct (34 to 67) other cases (54 to 64).

Ripon Police Department, Adult Arrests 2004



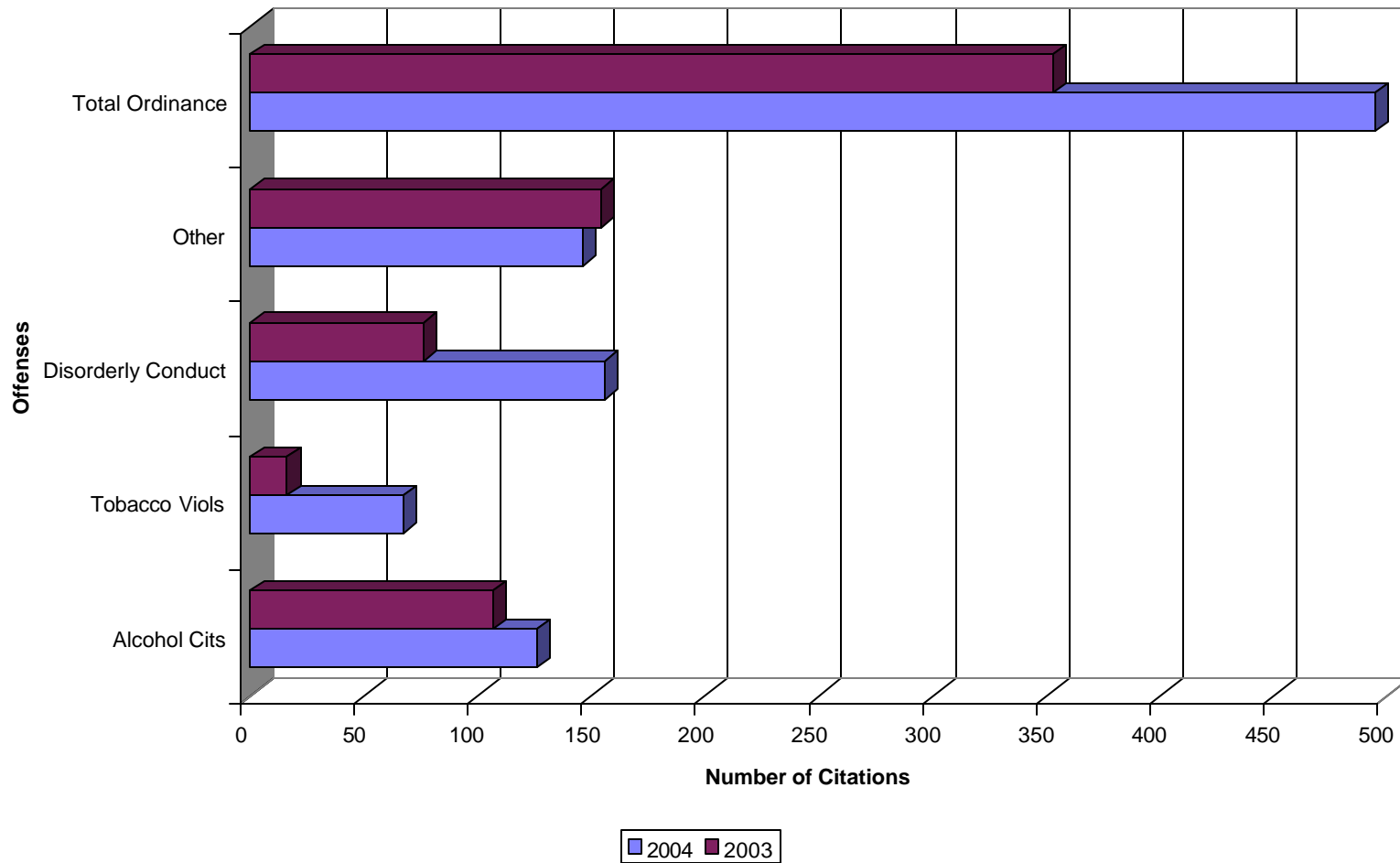
Adult arrests increased in 2004 as well. There were 592 adult arrests in 2004 compared to 551 in 2003, a 7.4% increase. Increases were seen in Fraud cases, Disorderly Conduct cases, Drug Cases and Operating a Motor Vehicle while intoxicated.

Traffic Citations, Ripon PD, 2003-04



Traffic arrests increased substantially in 2004 over 2003, a 29% increase over 2003. Increases were seen in Driver's License violations, Operating a Motor vehicle while intoxicated, seatbelt violations and other charges. Decreases were seen in speeding citations issued.

Ripon PD Ordinance Citations, 2003-04



There was a significant increase in City Ordinance Violation Citations issued in 2004. Ordinance citations increased by 29% over 2003 statistics. Alcohol citations, Tobacco possession citations and disorderly conduct citations all increased substantially over 2003 citations.